

**Some examples of penalties for cyclists.**

Bicycle towed by other vehicle	\$50
Fail to comply with roundabout requirements	\$50
Fail to give signal when making right turn or U-turn	\$50
Fail to give way at intersections	\$50
Fail to have lights or equipment	\$50
Fail to keep left of centre	\$50
Fail to obey traffic sign ( e.g. One Way)	\$50
Fail to use bicycle lane where provided	\$50
Fail to wear securely fitted Australia approved bicycle helmet	\$50
Overtake to left of left turning vehicle	\$50
Ride more than 2 abreast	\$50
Ride over double lines	\$50
Riding improperly	\$50
Fail to have at least 1 hand on the handlebar	\$50
Fail to obey stop sign	\$165
Fail to obey give way sign	\$165
Fail to obey traffic lights	\$200



- <http://www.tac.vic.gov.au>
- <http://www.police.vic.gov.au>
- <http://www.vicroads.vic.gov.au>
- <http://www.bv.com.au>
- <http://www.viccycle.com.au>
- <http://www.cyclingpromotion.com>
- <http://info.bikenow.com.au/tac>
- <http://info.bikenow.com.au/tips>

Shop name:

Contact:  
 State Bicycle Co-ordination Unit  
 Victoria Police Centre,  
 Concourse level, 637 Flinders Street,  
 Melbourne Victoria 3005.  
 Ph: (03) 9247-5311

<http://www.info.bikenow.com.au/tac>

# SHARED RESPECT



Robert Crowe. Olympian and patron to cycling Code of Conduct

# Self-Regulated Code of Conduct for road cycling

The road cycling CODE OF CONDUCT has been developed to encourage safe riding by cyclists using the road, especially while training in groups. Cyclists support shared respect for all road users by setting an example of good conduct for others to follow.



WRITTEN & PRODUCED BY



Warren Cay  
 Robert Crowe  
 Senior Sergeant Brad Hanel  
 Senior Constable David Eadie

<http://www.info.bikenow.com.au/tac>

## Risk & Safety

Riders need to develop adequate cycling skills for the safety of themselves and other road-users.

### Road-Riding Skills (essentials)

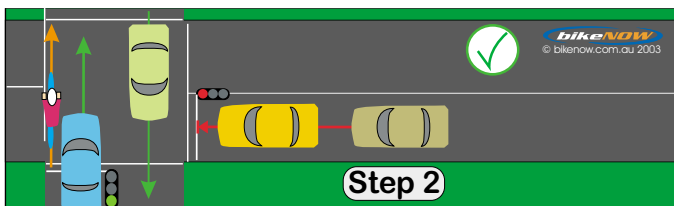
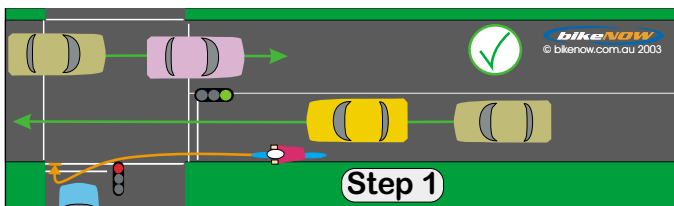
1. Keep your thumbs under the handlebars in case of sudden bumps.
2. Keep adequate space around you to avoid close overlapping of wheels or cutting in too soon after passing.
3. Keep your handlebars parallel with others to avoid your bars being hooked by riders around you.

### Read the Road Ahead

4. Look ahead and be aware of what is happening in front of you.
5. Be alert of cars from behind or a car pulling out onto the road. Be aware of car doors opening by spotting drivers inside the car. Try to make eye contact with drivers and alert other riders of possible danger.



6. Small groups and individuals can use a 'hook turn' to turn right at intersections.



Note: The authors and bodies associated with this code of conduct make no statement or representation as to the safety or otherwise of any person choosing to participate in road cycling and shall not be liable for any loss or damage howsoever occasioned, whenever so arising.

## Rules & Recommendations

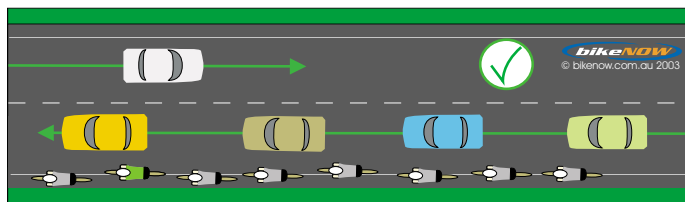
Cyclists must abide by the road rules just as motorists do. Bicycles are classified as a vehicle and penalties apply to offenders. (see overleaf for examples)

### Red Lights.

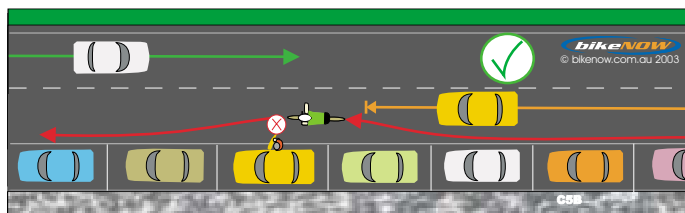
7. Cyclists must stop at red lights. For larger cycling groups, riders may have to separate to obey a red signal and should communicate to others: "stopping". Riders ahead may cooperate by slowing down until chasing riders catch up.
8. Stopping at red lights provides an opportunity to meet the challenge of catching other riders ahead.

### Road-Usage.

9. Keep as far left on the road where practical, and allow clear passage of passing traffic.



10. Cyclists are permitted to ride two abreast however, in some circumstances it is safer to ride single file. At times, it may be preferable to use more of the lane to deter traffic from squeezing past. Give clear signals of your intentions.



11. Recognize lane markings. When necessary to use outer lanes, you may only cross broken white lines to pass. Do not cross unbroken white lines or double white lines.

## Responsibility

Responsible conduct as a road user means compliance with road laws and setting a good example for other road users:

### Riding Safely

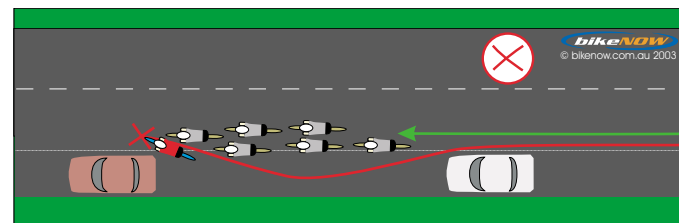
12. Road cycling can be extremely rewarding but not if people are injured in the process. Recreational cycling should have a focus on safety before performance.

### Refrain From Risk-Taking

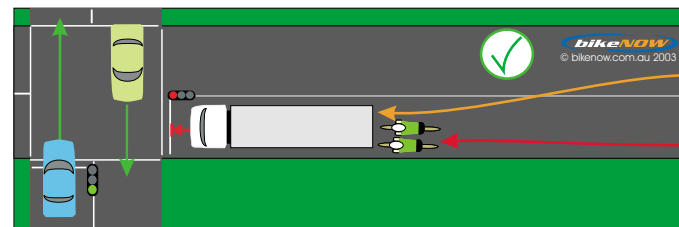
13. Refrain from following poor conduct; cycling's reputation with other road-users is at stake. Understand that your conduct is an example to others.

### Rider Communication

14. Recognised signalling or verbal communication of your intentions enhances road-user safety for all.
15. Sudden changes in direction on the road can be hazardous to others, especially in larger cycling groups.



16. Respect how difficult it is for larger vehicles to pass cyclists with care. Do not roll back in front of them at red lights.



Remember, sharing the road is about obeying the road rules and shared respect by all road users. For more information on safe riding and road rules see the links overleaf.